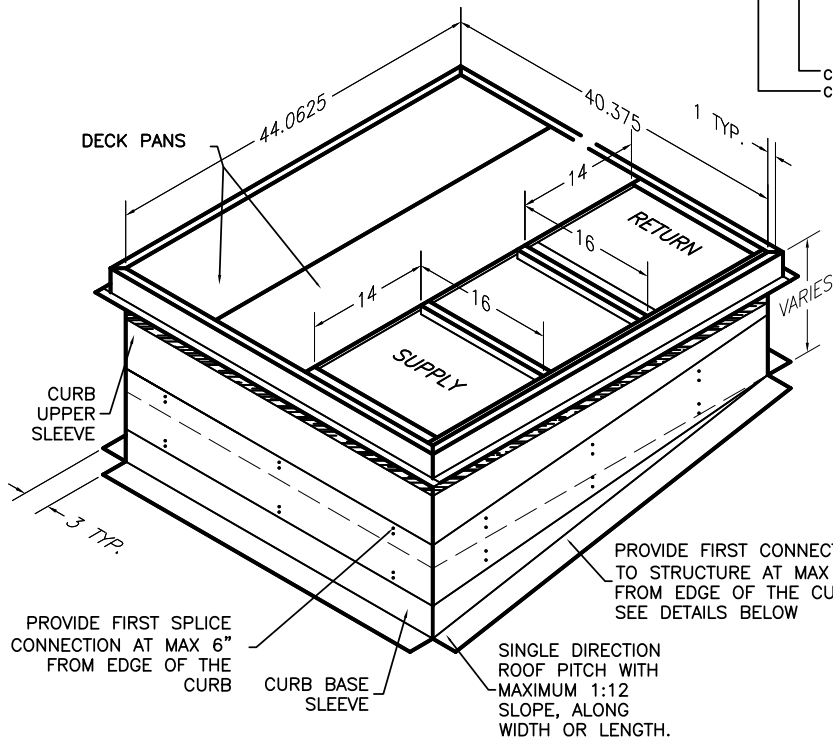


1003A-CB***-CBCG

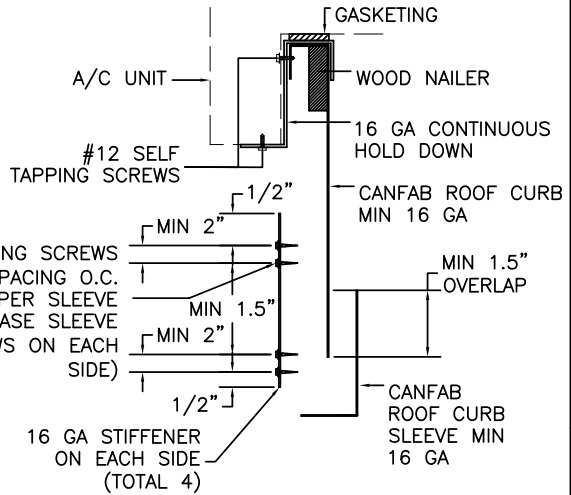


CURB CONSTRUCTION
 1) WELDED
 2) FINGERLOCK
 -ALL WELDING CONSTRUCTION CERTIFIED TO ANSI/AWS D1.3 STRUCTURAL WELDING CODE-SHEET METAL
 -SELF-DRILLING SCREW SHALL MEET ASTM C1513 SPECIFICATION AND INSTALLED PER AISI-S100
 -NO GAP IS ALLOWED BETWEEN TWO METAL SHEET SURFACES WHERE SHEET METAL SCREW IS CONNECTED

ALL WORK SHALL CONFORM TO THE STANDARD OF 2015 INTERNATIONAL BUILDING CODE & 2016 CALIFORNIA BUILDING CODE.

SEISMIC DESIGN CRITERIA
 -SDS = 1.5 ap = 2.5
 -I = 1.5 Rp = 6.0

WIND DESIGN CRITERIA
 -MAX 60 FT TALL BUILDING
 -EXPOSURE C
 -130 MPH, 3 SECOND GUST WIND

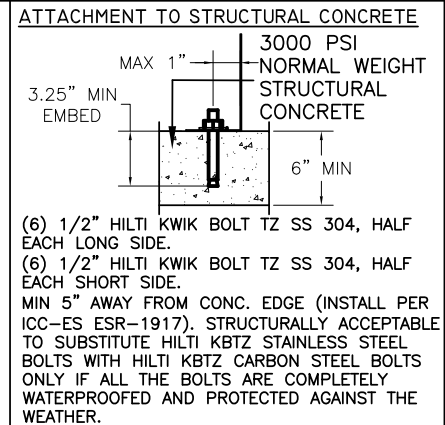
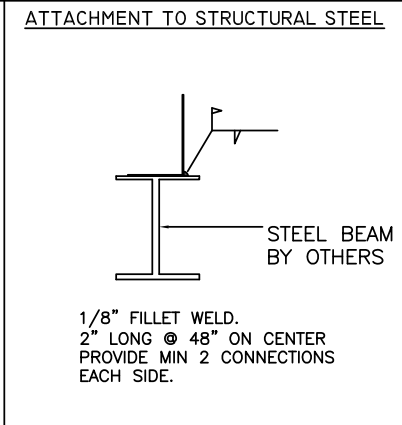
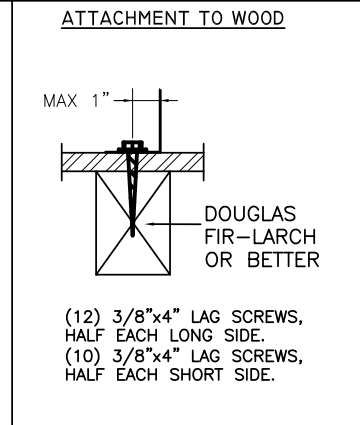
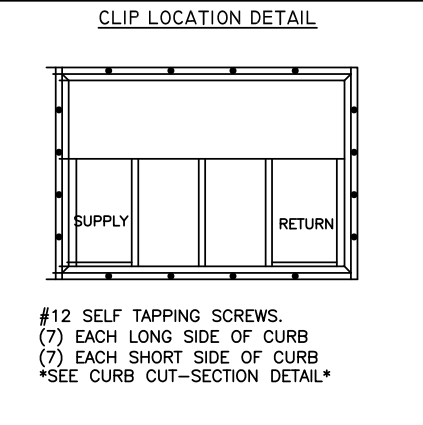


NOTE:
 INSTALLER TO VERIFY WITH A LICENSED STRUCTURAL ENGINEER IN THE CORRESPONDING STATE THE ADEQUACY OF THE STRUCTURE FOR LOADS IMPOSED BY THE UNIT AND THE CURB IN ADDITION TO ALL OTHER LOADS.
 -INSTALLER TO VERIFY WITH A LICENSED STRUCTURAL ENGINEER IN THE CORRESPONDING STATE THAT THE SEISMIC AND WIND DESIGN CRITERIA NOTED ON THIS DRAWING ARE ADEQUATE FOR THE SITE SPECIFIC VALUES. OTHERWISE, CONTACT CANNON FABRICATION FOR A SITE SPECIFIC ANALYSIS AND DRAWINGS.

CURB AND UNIT INFORMATION
 16 GAUGE GALVANIZED STEEL CURB
 1003A-CB11*-CBCG 11" 164 LBS.
 1003A-CB14*-CBCG 14" 184 LBS.

MAX UNIT OPERATING WEIGHT 450 LBS
 CGY FROM CORNER = 22.5" PARALLEL TO LENGTH
 CGH FROM BOTTOM OF UNIT = 17.6"

ANCHORAGE DETAILS TO ROOF:



STRUCTURAL REVIEW BY:

MARTIN & associates

JOHN A. MARTIN AND ASSOCIATES
 Structural Engineers
 950 South Grand Ave., 4th Floor
 Los Angeles, California 90015
 Phone (213) 483 6490
 Fax (213) 483 3084
 Job No: 13001

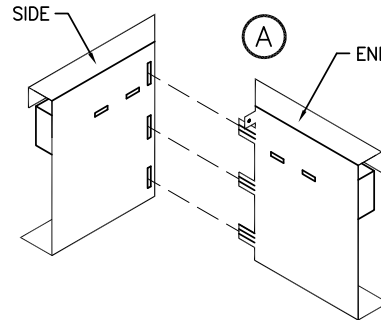


182 GRANITE STREET, SUITE 101, CORONA, CA 92879
 PHONE: (951)278-1830 FAX: (951)278-8444 www.canfab.com canfab@canfab.com

FOR: CARRIER	PROJECT:
PART NO: 1003A-CB***-CBCG	DISTRIBUTOR:
ENGINEER: LD	DATE: 7.30.18
DRAWING NO: 1003ACA.DWG	DATE: / /
APPROVED BY:	

FINGER LOCK ROOF CURB ASSEMBLY

- (A) REMOVE CONTENTS (2-SIDES, 2-ENDS, 2-LONG LAYOVER FLANGES, 2-SHORT LAY-OVER FLANGES, 2-STIFFENERS, 5-BRACES, 2-DECK PANS, SCREW PACKAGE & GASKETING) FROM SHIPPING PACKAGE. BRING TOGETHER ONE CURB END & ONE CURB SIDE BY SLIDING THE TABS ON THE CURB END INTO THE SLOTS ON THE CURB SIDE. BEND THE TABS 90° IN OPPOSITE DIRECTIONS. REPEAT THIS STEP FOR ALL FOUR CORNERS.
- (B) USING THE SCREWS AND PRE-PUNCHED HOLES PROVIDED. INSTALL THE CROSS BRACES ACCORDING TO THE DIMENSIONS ON THE SUBMITTAL.
- (C) INSTALL GASKET AROUND THE TOP FLANGE OF THE ROOF CURB. YOU WILL NEED TO DOUBLE UP THE GASKET AROUND THE SUPPLY AND RETURN OPENINGS.
- (D) USING THE SCREWS AND PRE-PUNCHED HOLES PROVIDED. INSTALL THE STIFFERNS ACCORDING TO THE DIMENSIONS ON THE SUBMITTAL. BE SURE TO POSITION STIFFENER TO ALLOW A MINIMUM OVERLAP OF 1.5" BETWEEN UPPER AND LOWER CURB SLEEVES.



1003A-CB11F/14F-CBCG	
PART NUMBER	QTY
1003A-CB**F-CBCG-01A	2
1003A-CB**F-CBCG-01B	2
1003A-CB**F-CBCG-02A	2
1003A-CB**F-CBCG-02B	2
1003A-CB**F-CBCG-03A	2
1003A-CB**F-CBCG-03B	2
1003A-CB**F-CBCG-03C	1
1003A-CB**F-CBCG-04	2
1003A-CB**F-CBCG-05A	2
1003A-CB**F-CBCG-05B	2
1312-WOOD	44.0625" (SIDE)
1312-WOOD	41.875" (END)
ASN10018GS	4
14135GASKET	1 ROLL
1034TEK	72



182 GRANITE STREET, SUITE 101, CORONA, CA 92879
 PHONE:(951)278-1830 FAX:(951)278-8444 www.canfab.com canfab@canfab.com

FOR: CARRIER ADJUSTABLE PITCH CURB
 FIELD INSTALLATION INSTRUCTIONS

PART NO: 1003A-CB**F-CBCG

PROJECT:

ENGINEER: LD

DISTRIBUTOR:

DRAWING NO: 1003ACA.DWG

DATE: 8.20.18

APPROVED BY:

DATE: / /



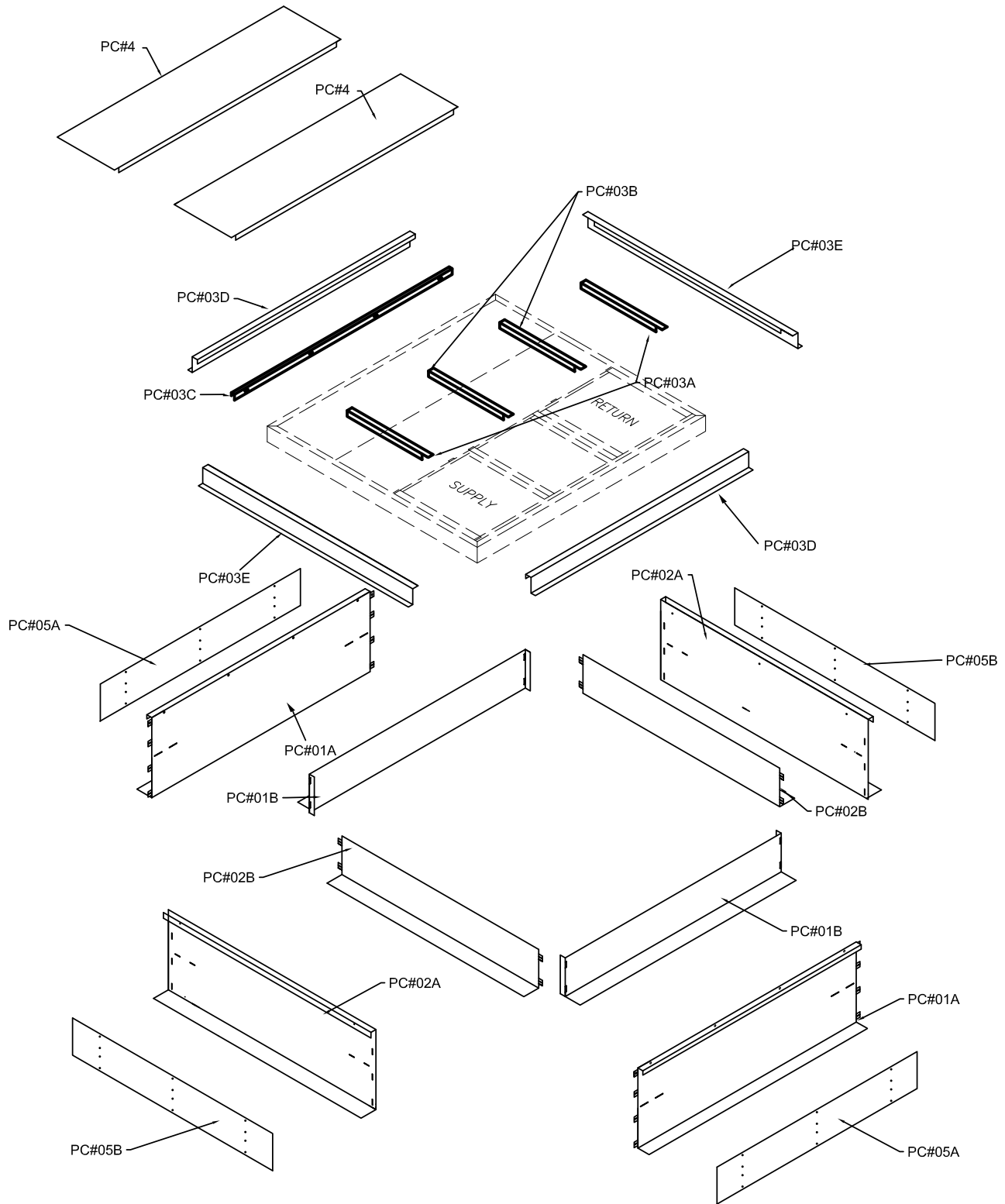
CANNON FABRICATION INC

182 GRANITE STREET, SUITE 101, CORONA, CA 92879

PHONE: (951)278-1830 FAX: (951)278-8444 www.canfab.com canfab@canfab.com

FOR: 1003A-CB**F-CBCG
EXPLODED VIEW

PART NO: 1003A-CB**F-CBCG



PROJECT:

DATE: 8.16.18

ENGINEER: LD

DISTRIBUTOR:

DRAWING NUMBER: 1003ACA.DWG



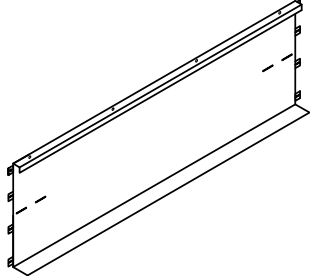
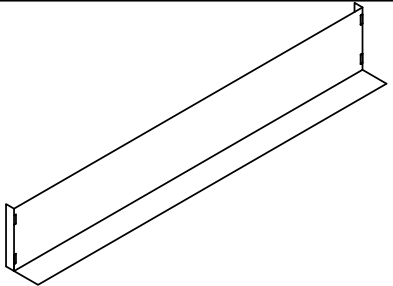
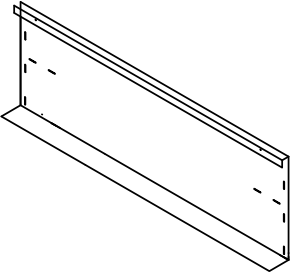
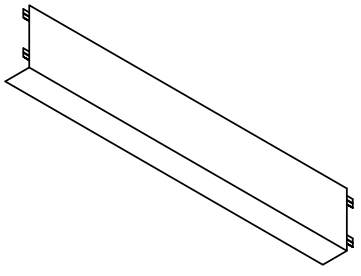

182 GRANITE STREET, SUITE 101, CORONA, CA 92879

PHONE: (951)278-1830 FAX: (951)278-8444 www.canfab.com canfab@canfab.com

FOR: 1003A-CB**F-CBCG
PARTS LIST

PART NO: 1003A-CB**F-CBCG

1003A-CB**F-CBCG-PARTS LIST

PART #	QTY	
1003A-CB**F-CBCG-01A	2	
1003A-CB**F-CBCG-01B	2	
1003A-CB**F-CBCG-02A	2	
1003A-CB**F-CBCG-02B	2	
1003A-CB**F-CBCG-03A	2	

PROJECT:

DATE: 8.20.18

ENGINEER: LD

DISTRIBUTOR:

DRAWING NUMBER: 1003ACA.DWG



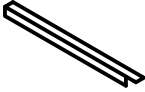
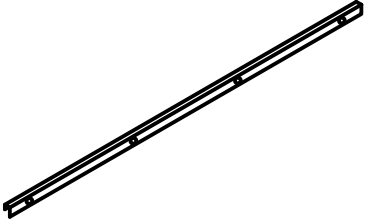
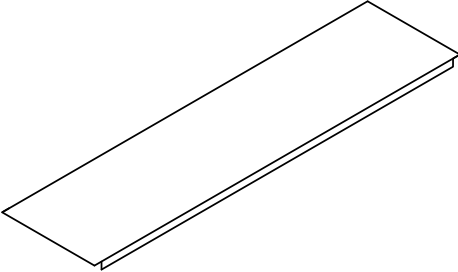
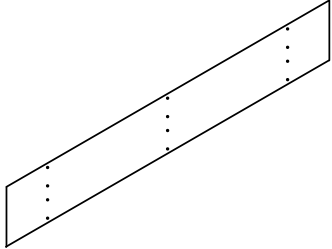
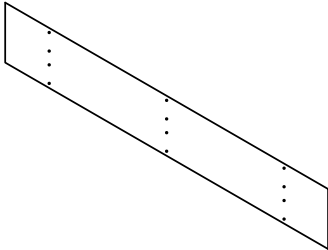
182 GRANITE STREET, SUITE 101, CORONA, CA 92879

PHONE: (951)278-1830 FAX: (951)278-8444 www.canfab.com canfab@canfab.com

FOR: 1003A-CB**F-CBCG
PARTS LIST

PART NO: 1003A-CB**F-CBCG

1003A-CB**F-CBCG-PARTS LIST

PART #	QTY	
1003A-CB**F-CBCG-03B	2	
1003A-CB**F-CBCG-03C	1	
1003A-CB**F-CBCG-04	2	
1003A-CB**F-CBCG-05A	2	
1003A-CB**F-CBCG-05B	2	

PROJECT:

DATE: 8.20.18

ENGINEER: LD

DISTRIBUTOR:

DRAWING NUMBER: 1003ACA.DWG